


## High Temperature Radial Leaded Capacitors [Rated Voltage : 50V-1KV]

### HXX Series



#### ◆ Features

- Good frequency response
- Rugged design for harsh environments
- High temperature capability
- High reliability
- Available in RoHS or Pb solder
- Also available in custom sizes (Consult factory)

#### ◆ Applications

- Down Hole Applications
- Jet Engine Control
- Input or output filter for switchmode power supply
- Inverters or converters
- Surge protection
- Voltage multipliers
- Other applications requiring high Temperature

#### ◆ Summary of Specification

Operating Temperature	-55~+175 °C
Rated Voltage	50V to 1KV
Temperature Coefficient	X8R : $\leq \pm 15\%$ , -55~+150 °C (EIA Class II )
	NP0 : $\leq \pm 30\text{ppm}/^\circ\text{C}$ , -55~+125 °C (EIA Class I )
Capacitance Range(at 25 °C )	X8R : 16nF to 32uF
	NP0 : 820pF to 1.6uF
Dissipation Factor :	X8R : D.F $\leq 2.5\%$
	NP0 : $Q \geq 1000$
Insulation Resistance	10GΩ or 1000/C Ω whichever is smaller
Aging	X8R : 1.00%; NP0:0%
DWV	2.5 × RV (RV $\leq 200\text{V}$ )
	2.0 × RV (RV < 500V)
	1.5 × RV (RV = 500V)
	1.2 × RV (RV > 500V)













#### ◆ How To Order

H	XX	H	103	K	501	B	N	5	X
---	----	---	-----	---	-----	---	---	---	---

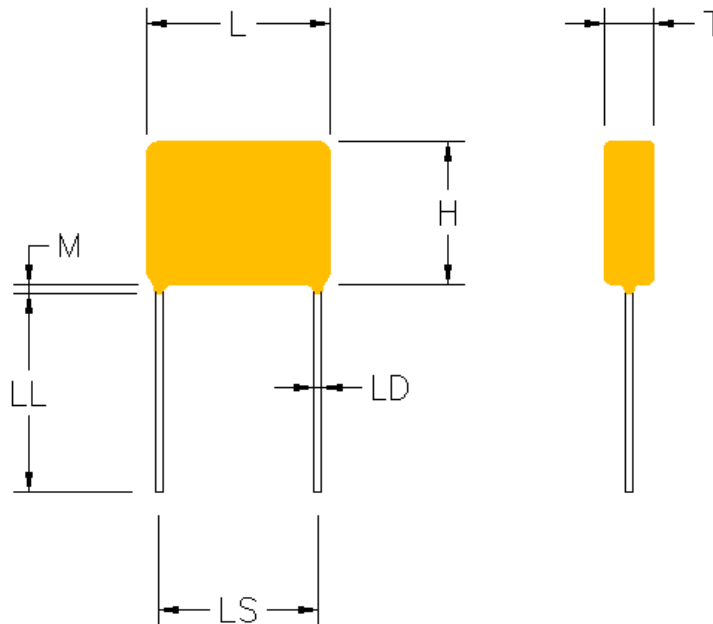
Product Code	Size Code	Dielectric	Capacitance Unit : pF	Tolerance	Rated Voltage	Packaging	Test	Application Temperature	Special Requirement
H: High Temperature Radial Leaded Capacitors	EX.: 01 02 03 04	Ex.: H: X8R N: NP0	Ex.: 100:10×10 <sup>0</sup> 471:47×10 <sup>1</sup> 102:10×10 <sup>2</sup>	Ex.: D: +/-0.50pF J : +/- 5% K : +/-10% M: +/-20%	Ex.: 050:50Vdc 201:200Vdc 501:500Vdc 102:1000Vdc	EX : T: Taping &Reel B: Bulk	EX : H: Hi reliability test N: Standard test	EX : 5:150 °C 6:175 °C	Ex.: Blank: Standard X: Customer special requirement.

◆ Dimension

Dimension Unit : inches [mm]

Size Code	Pictures	L	H	T	LS	LL	LD
01		.200 (5.08)	.200 (5.08)	.200 (5.08)	.200 (5.08)	1.0 (25.4) min.	.020 (.508)
02		.250 (6.35)	.220 (5.59)	.270 (6.86)	.170 (4.32)	1.0 (25.4) min.	.025 (.635)
03		.300 (7.62)	.330 (8.38)	.200 (5.08)	.200 (5.08)	1.0 (25.4) min.	.020 (.508)
04		.400 (10.16)	.400 (10.16)	.200 (5.08)	.200 (5.08)	1.0 (25.4) min.	.020 (.508)
05		.500 (12.7)	.500 (12.7)	.200 (5.08)	.400 (10.16)	1.0 (25.4) min.	.025 (.635)
06		.870 (22.1)	.600 (15.2)	.200 (5.08)	.790 (20.1)	1.0 (25.4) min.	.032 (.813)
07		1.100 (27.9)	.600 (15.2)	.200 (5.08)	.980 (24.9)	1.0 (25.4) min.	.032 (.813)
08		1.100 (27.9)	.600 (15.2)	.350 (8.89)	.980 (24.9)	1.0 (25.4) min.	.032 (.813)
09		.670 (17.0)	.540 (13.7)	.200 (5.08)	.575 (14.6)	1.0 (25.4) min.	.025 (.635)
10		.930 (23.6)	.720 (18.3)	.250 (6.35)	.800 (20.3)	1.0 (25.4) min.	.032 (.813)
11		1.450 (36.8)	.720 (18.3)	.320 (8.13)	1.375 (34.9)	1.0 (25.4) min.	.025 (.635)
12		.370 (9.4)	.300 (7.62)	.270 (6.86)	.275 (6.99)	1.0 (25.4) min.	.025 (.635)

All dimension values except LL values are Maximum



M:Meniscus Height .050" Max

◆ Capacitance Range

**Maximum Capacitance and available Voltage for X8R Series**

Size Code	50V	100V	200V	500V	1KV
H01	105	824	504	124	163
H02	824	684	424	114	153
H03	185	165	954	254	303
H04	255	225	135	334	403
H05	615	565	335	804	184
H06	206	186	116	285	664
H07	276	256	156	375	804
H08	306	286	186	405	864
H09	126	106	755	185	374
H10	276	256	156	375	804
H11	326	306	186	485	105
H12	275	255	155	374	823

■ Other dimensions, capacitance values and voltages rating are available. Please contact HEC.

**Maximum Capacitance and available Voltage for NP0 dielectric**

Size Code	50V	100V	200V	500V	1KV
H01	123	103	562	182	821
H02	333	183	822	472	152
H03	603	503	403	203	682
H04	104	823	503	303	103
H05	204	184	114	703	223
H06	624	564	364	244	823
H07	684	564	394	264	104
H08	115	824	474	334	154
H09	274	224	184	563	273
H10	904	754	474	304	124
H11	165	125	684	474	224
H12	823	683	393	273	822

■ Other dimensions, capacitance values and voltages rating are available. Please contact HEC.